






















These worksheets for Class 4 Maths, CBSE / NCERT / SCERT will improve your subject concept and improve your grades.

# Number Patterns

Complete the number pattern.

- 






- 






- 







Look at the table here and identify the sequence number of the position numbers.

Position	Se- quence
1	1
2	5
3	15
4	20
5	
6	
7	
8	
9	
10	

Position	Se- quence
1	3
2	6
3	9
4	12
5	
6	
7	
8	
9	
10	

Position	Se- quence
1	10
2	20
3	30
4	40
5	
6	
7	
8	
9	
10	

