



CCSS.MATH.CONTENT.1.MD.C.4

Interpret tally charts

1. Oliver bought some food for his pet monkey. This tally chart shows how many of each type of food he bought?





Monkey Food

<p>Banana </p>	
<p>Mango </p>	

- a. How many bananas did Oliver buy?
- b. How many mangoes did Oliver buy?

2. Ava bought some food for her pet parrot. This tally chart shows how many of each type of food she bought?

Rabbit Food

<p> Apple</p>	
<p> Strawberry</p>	

- a. How many apples did Ava buy?
- b. How many strawberries did Ava buy?

Answer key:

- | | | | |
|----------|---|--------------|---|
| 1. | | 2. | |
| Banana = | 4 | Apple = | 4 |
| Mango = | 3 | Strawberry = | 6 |